**Multiple District 305**

**As of October 2026 Cumulative**

| Year | New Clubs | Dropped Clubs | Gain/ Loss Clubs | New Members | Charter Members | Reinstate Members | Transfer Members | Total Member Added | Total Members Dropped | Gain/ Loss Members |
|---|---|---|---|---|---|---|---|---|---|---|
| 2022-2023 | 3 | 68 | -65 | 889 | 296 | 174 | 38 | 1,397 | 3,795 | -2,398 |
| 2023-2024 | 14 | 50 | -36 | 738 | 375 | 293 | 97 | 1,503 | 2,031 | -528 |
| 2024-2025 | 15 | 17 | -2 | 1,017 | 307 | 199 | 154 | 1,677 | 2,164 | -487 |
| 2025-2026 | 56 | 30 | 26 | 1,050 | 1,140 | 153 | 156 | 2,499 | 1,768 | 731 |
| 2026-2027 | 4 | 0 | 4 | 222 | 94 | 56 | 21 | 393 | 354 | 39 |
| **Average** | **18** | **33** | **-15** | **783** | **442** | **175** | **93** | **1,494** | **2,022** | **-529** |

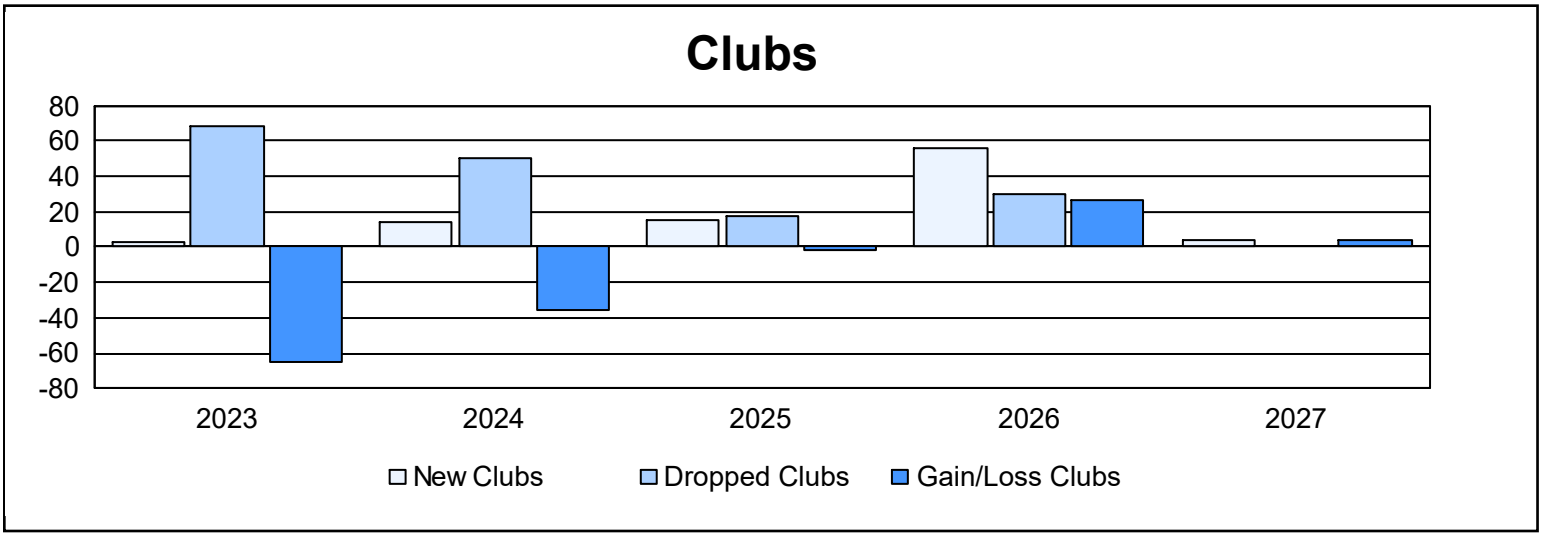


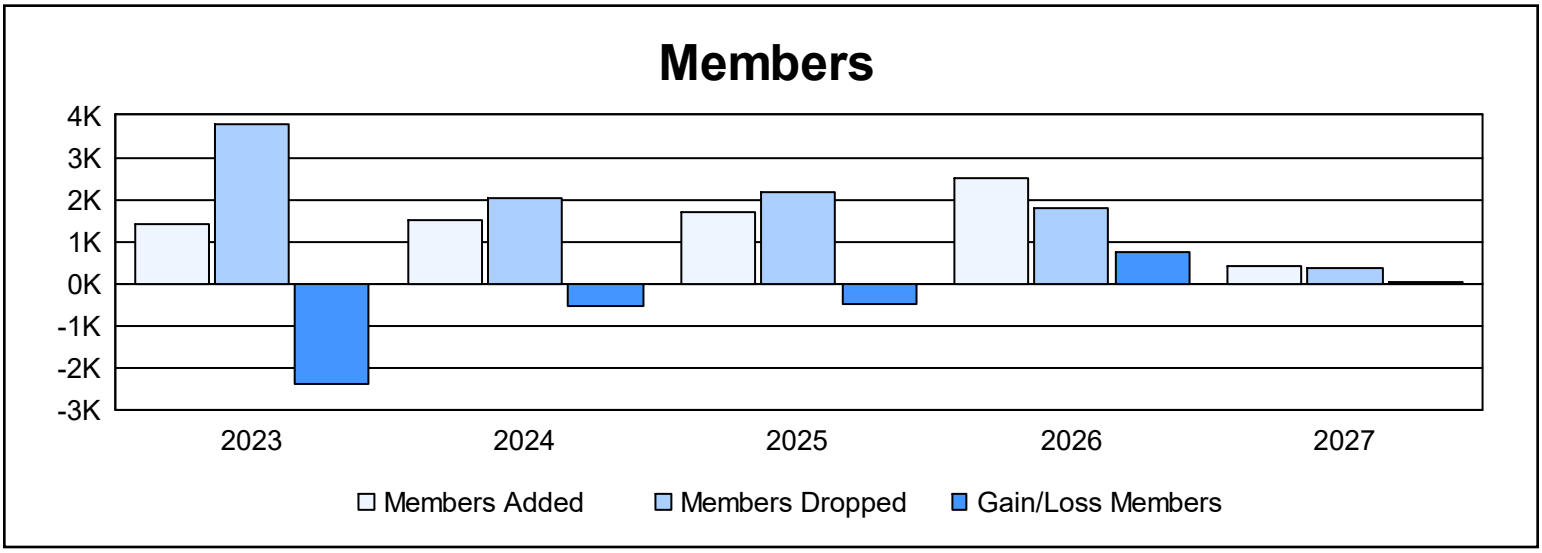

## Membership Composition

October 2026 Cumulative

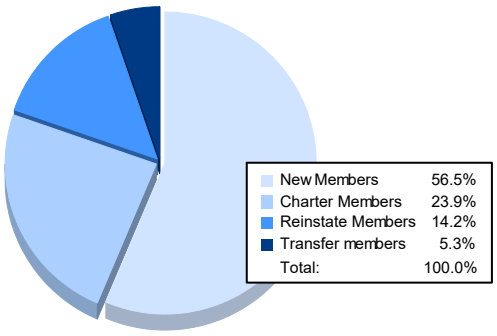

| | |
|---|---|
| New Members | 56.5% |
| Charter Members | 23.9% |
| Reinstate Members | 14.2% |
| Transfer members | 5.3% |
| Total: | 100.0% |

## Gender Composition

October 2026 Cumulative

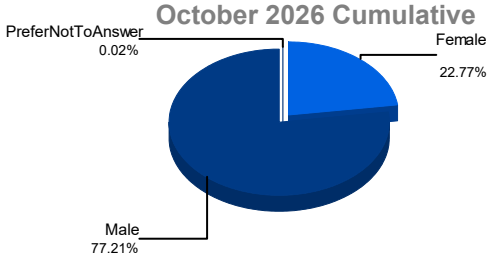


| | |
|---|---|
| Female | 22.77% |
| Male | 77.21% |
| PreferNotToAnswer | 0.02% |
| NonBinary | 0.00% |
| Total: | 100.00% |